



LHD[®]

LOAD HANDLING DEVICES - USA

LHD Group

main products

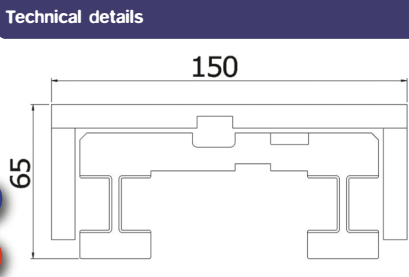



CARLSON-DIAMOND & WRIGHT, INC.



PALLETS FOR
WAREHOUSES

ARES 65 W150



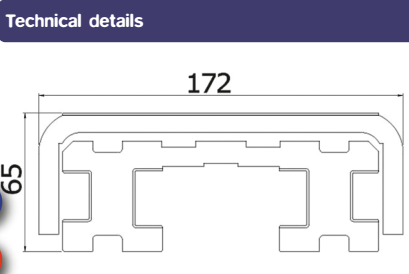

Description

The strength of the ARES 65 W150 is its load capacity of 300 kg on each fork, with only 150 mm width of the upper slide. The standard version has a transmission system with racks and pinions. Just like every LHD telescopic fork, the ARES 65 W150 can be supplied in the monofork, pair or battery arrangement.

min. length	700 mm	max. payload	600 kg
max. length	2000 mm	max. acceleration	1 m/s ²
min. stroke	800 mm	max. speed	45 m/min
max. stroke	2100 mm		

PAPER REELS
AND STEEL COILS

ARES 65



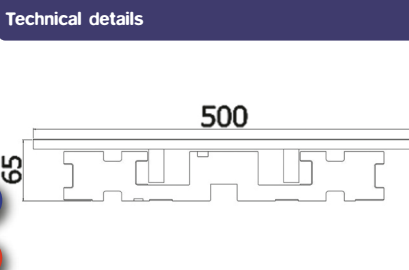

Description

Typical telescopic fork for automated warehouses, designed to move 800x1200 europallets. The upper slides are made of a single bent piece to increase the rigidity, and the ends are arrow-shaped to fit more easily under the pallet. As for the transmission, both chains and racks-and-pinions systems are available.

min. length	400 mm	max. payload	1200 kg
max. length	2000 mm	max. acceleration	1 m/s ²
min. stroke	445 mm	max. speed	45 m/min
max. stroke	2100 mm		

AUTOMOTIVE
AND SPECIAL LOADS

ARES 65 K



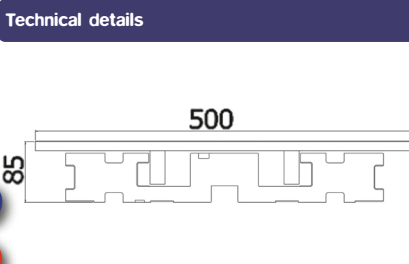

Description

The ARES 65 K is a particular wide-body telescopic monofork, which finds application where the load unit to move is else than a normal pallet (heavy boxes or closed pallets); in this case the load unit must be placed on special stands or L-profile to allow the fork to entry.

min. length	1200 mm	max. payload	1000 kg
max. length	2000 mm	max. acceleration	1 m/s ²
min. stroke	1300 mm	max. speed	45 m/min
max. stroke	2100 mm		

CARTON LOADERS
AND MINILoadS

ARES 85 K



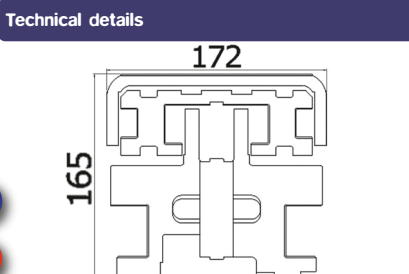

Description

The ARES 85 K relies upon the same design as the 65 K, but with a middle slide thickness increased by 20 mm, which allows the handling of heavier loads (up to 1.750 kg).

min. length	1200 mm	max. payload	1750 kg
max. length	2000 mm	max. acceleration	1 m/s ²
min. stroke	1300 mm	max. speed	45 m/min
max. stroke	2100 mm		

PUSH/PULL
SYSTEMS

ZEUS 165



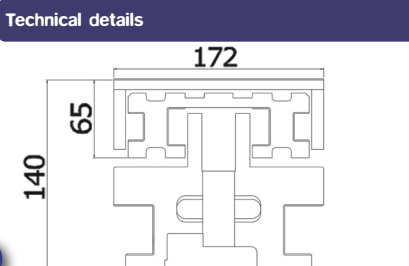

Description

Typical double-depth telescopic fork for europallets. It's a single-engined fork, so the required space when operating is constant. The upper slides are made of a single bent piece to increase the rigidity, and the ends are arrow-shaped to fit more easily under the pallet.

min. length	1000 mm	max. payload	1200 kg
max. length	1500 mm	max. acceleration	1 m/s ²
min. stroke	1900 mm	max. speed	45 m/min
max. stroke	3000 mm		

LIFTING
UNITS

ZEUS 65-140



Description

This is a double-engined, double-depth telescopic fork; in this model, each stroke is operated independently by an engine. Despite its small size, this fork can rely upon a remarkable strength and an outstanding size/ toughness ratio. It offers excellent performances in the work cycles, making the depth shift quicker.

min. length	1100 mm	max. payload	500 kg
max. length	1500 mm	max. acceleration	1 m/s ²
min. stroke	2000 mm	max. speed	45 m/min
max. stroke	3000 mm		

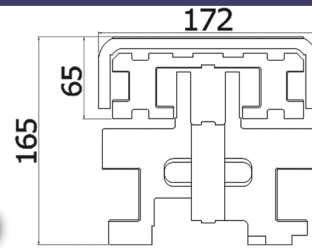
TRANSFER
UNITS



ZEUS 65-165



Technical details




Description

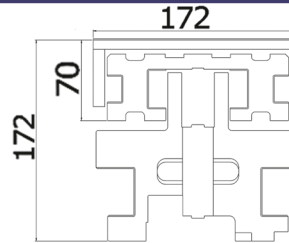
The ZEUS 65-165 has small size, high operating speed and small bending when picking up/laying down loads, with independently-operated engines. The upper slides are made of a single bent piece to increase the rigidity, and the ends are arrow-shaped to fit more easily under the pallet.

min. length	1100 mm	max. payload	1200 kg
max. length	1500 mm	max. acceleration	1 m/s ²
min. stroke	2000 mm	max. speed	45 m/min
max. stroke	3000 mm		

ZEUS 70-172



Technical details




Description

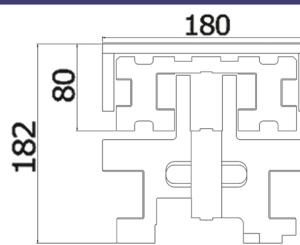
It's an enhanced version of the ZEUS 65-165. The 70-172 keeps all the peculiar features of the smaller sister, but with a higher load capacity. It's particularly fit for storage plants within bigger production facilities. Its shape allows attaining the highest moment of inertia of all telescopic forks currently on the market.

min. length	1100 mm	max. payload	1300 kg
max. length	1800 mm	max. acceleration	1 m/s ²
min. stroke	2400 mm	max. speed	45 m/min
max. stroke	3300 mm		

ZEUS 80-182



Technical details




Description

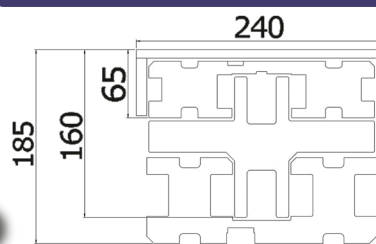
This is an even stronger version of the ZEUS 70-172. It keeps all the peculiar features of the twin-engined ZEUS series, but with an even higher carrying capacity (up to 1.600 kg).

min. length	1100 mm	max. payload	1600 kg
max. length	1800 mm	max. acceleration	1 m/s ²
min. stroke	2400 mm	max. speed	45 m/min
max. stroke	3300 mm		

CRONOS 185



Technical details




Description

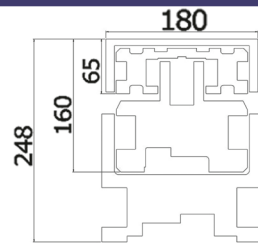
Little sister of the more powerful CRONOS 248, the CRONOS 185 finds its application in the handling of pallets in triple depth. Simpler and easier than the 248, it perfectly fulfills the needs of those customer who need to move medium loads with long strokes for picking and laying.

min. length	1300 mm	max. payload	1000 kg
max. length	1600 mm	max. acceleration	1 m/s ²
min. stroke	3000 mm	max. speed	45 m/min
max. stroke	3700 mm		

CRONOS 248



Technical details




Description

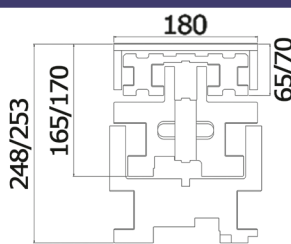
With its overall thickness of 248 mm, this equipment represents the solution to borderline cases in the sector of the linear handling. It finds application where a normal double-depth telescopic fork would be beyond the stroke limit, or where an even smaller bending, all other parameters being equal, is needed.

min. length	1300 mm	max. payload	1200 kg
max. length	1600 mm	max. acceleration	1 m/s ²
min. stroke	3000 mm	max. speed	45 m/min
max. stroke	3700 mm		

CRONOS G3



Technical details



Description

CRONOS G3 relies upon LHD's patented plug-and-play triple drive (3 motors and 3 independent gear trains) to operate in all 3 depths separately, keeping a thickness of the sliding elements of only 65 mm for the single-depth stroke, and 165 mm for the double-depth stroke (optionally, with 5 mm more thickness).

std. length	1700 mm	max. payload	1200 kg
std. TD stroke	4150 mm	max. accel.	1,5 m/s ²
		max. speed	100 m/min

PALLETS FOR WAREHOUSES

PAPER REELS AND STEEL COILS

AUTOMOTIVE AND SPECIAL LOADS

CARTON LOADERS AND MINILoadS

PUSH/PULL SYSTEMS

LIFTING UNITS

TRANSFER UNITS



PALLETS FOR
WAREHOUSES

PAPER REELS
AND STEEL COILS

AUTOMOTIVE
AND SPECIAL LOADS


CARTON LOADERS
AND MINILoads

PUSH/PULL
SYSTEMS

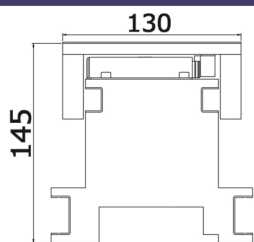
LIFTING
UNITS

TRANSFER
UNITS

HEPHAESTUS



Technical details




Description

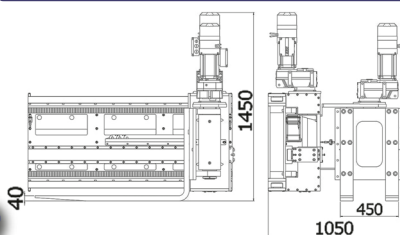
This machine can handle loads up to 800 kg with a low deflection, despite its thickness of just 55 mm. The peculiar arrangement of its gear train allows to cover the middle slide completely, making the HEPHAESTUS particularly recommended for "dirty" working environments (e.g. sand molded casting).

min. length	1000 mm	max. payload	800 kg
max. length	1500 mm	max. acceleration	1 m/s ²
min. stroke	1100 mm	max. speed	45 m/min
max. stroke	1600 mm		

CERBERUS X1



Technical details




Description

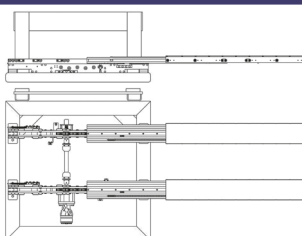
The CERBERUS X1 allows handling pallets with a load capacity up to 1.500 kg. The rotation and translation speed is as fast as 30m/min. Thanks to this system, the pallets can be set down and picked up even rotated by 90° compared to the standard position on shelves. Both movements can be carried out simultaneously.

min. length	1700 mm	max. payload	1500 kg
max. length	2000 mm	max. acceleration	1 m/s ²
min. stroke	1350 mm	max. speed	25 m/min
max. stroke	1650 mm		

SPHINX



Technical details




Description

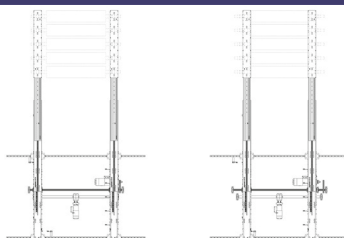
The SPHINX is a moving carriage, designed to be installed on the vertical mast of forklift trucks, allowing them to act as a stacker crane on wheels; this way, a forklift can pick up and lay down pallets laterally in a warehouse, making it possible to operate in narrower aisles.

min. length	1000 mm	max. payload	1500 kg
max. length	1500 mm		

VARIAxis



Technical details




Description

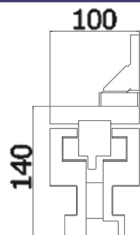
It's possible to handle different kinds of load units by installing the fork set on a VARIAxis. It's a relatively simple system that makes the stocking operation more flexible. A motor operates a system of screws with recirculating balls and prismatic rails; it's possible to shift only one fork, or both of them symmetrically.

max. adjustment range	2000 mm	max. payload	2000 kg
mobile forks	1 or 2	max. adjustment speed	10 m/min

ARES 140 SLV



Technical details




Description

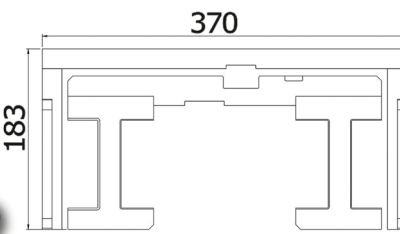
Smaller sister of the ATHENA 220 SLV, in this type of telescopic fork the high moment of inertia totally lies in its arm thickness rather than in its width. It's designed to pass through particularly narrow openings, although it can handle notably heavy loads, such as big metal or paper coils, with low bending and long life cycle.

min. length	1000 mm	max. payload	1600 kg
max. length	1900 mm	max. acceleration	1 m/s ²
min. stroke	1100 mm	max. speed	45 m/min
max. stroke	12000 mm		

ATHENA 183



Technical details



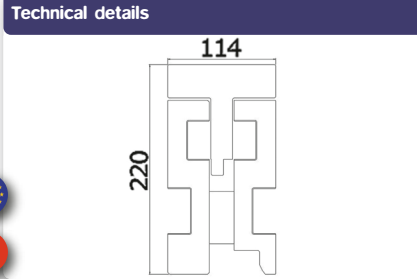

Description

This model of the heavy-duty ATHENA series is particularly suitable for handling heavy loads with long strokes and low bending. In its version with inclined slides is expressly designed to handle big size coils.

min. length	1500 mm	max. payload	5000 kg
max. length	3000 mm	max. accel.	0,5 m/s ²
min. stroke	1600 mm	max. speed	30 m/min
max. stroke	3200 mm		



ATHENA 220 SLV

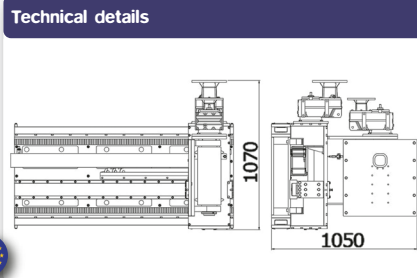



Description

Bigger sister of the ARES 140 SLV, in this type of telescopic fork the high moment of inertia totally lies in its arm thickness rather than in its width. It's designed to pass through particularly narrow openings, although it can handle notably heavy loads, such as big metal or paper coils, with low bending and long life cycle.

min. length	1300 mm	max. payload	4000 kg
max. length	2900 mm	max. acceler.	0,5 m/s ²
min. stroke	1400 mm	max. speed	30 m/min
max. stroke	3000 mm		

CERBERUS X2

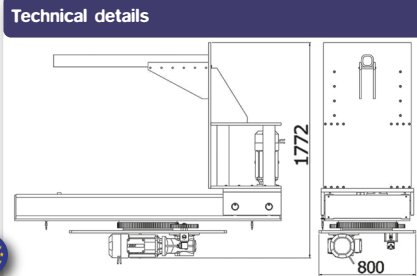



Description

The CERBERUS X2 is designed to handle coils, up to 1.500 kg heavy. The rotation and translation speed is as fast as 30m/min. Both movements can be carried out simultaneously.

min. length	1700 mm	max. payload	1500 kg
max. length	2000 mm	max. acceleration	1 m/s ²
min. stroke	1350 mm	max. speed	25 m/min
max. stroke	1650 mm		

CERBERUS X3

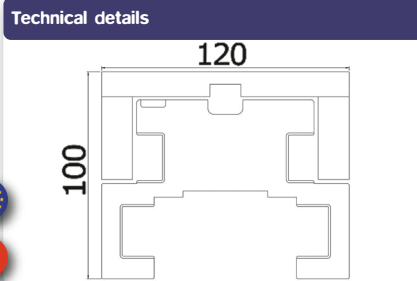



Description

The CERBERUS X3 is a single-sided sideshift suitable for picking up pallets or coils on all sides. It is equipped with a rotary table for a 360° storage. Its carrying capacity is as high as 2.500 kg.

min. length	1600 mm	max. payload	2500 kg
max. length	2300 mm	max. acceleration	1 m/s ²
min. stroke	1100 mm	max. speed	25 m/min
max. stroke	1800 mm		

ARES 100

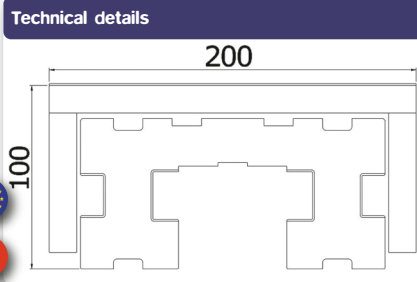



Description

It's a very versatile and useful telescopic fork, entirely operated by racks and pinions, to pass through narrower openings other forks don't fit in. Although its limited thickness, the ARES 100 benefits from an outstanding carrying capacity resulting in a high moment of inertia, a small bending and a high speed.

min. length	1000 mm	max. payload	800 kg
max. length	2000 mm	max. acceleration	1 m/s ²
min. stroke	1100 mm	max. speed	45 m/min
max. stroke	2100 mm		

ATHENA 100

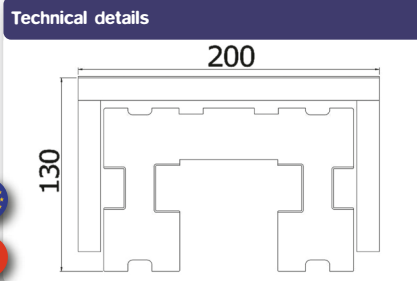



Description

This is the smaller product of the ATHENA heavy series. Its strong structure allows remarkable lengths and strokes. Its ultimate application field is the automotive industry; it's also suitable for the sectors of wood (panels), paper (rolls) and steel (coils). It's available both with racks-and-pinions and with chain transmission.

min. length	900 mm	max. payload	2000 kg
max. length	2200 mm	max. acceleration	1 m/s ²
min. stroke	950 mm	max. speed	45 m/min
max. stroke	2300 mm		

ATHENA 130



Description

Intermediate fork of the ATHENA series, it's a versatile and safe device equipment, with a remarkably small bending. It's the most used fork of this series, because despite its toughness it preserves good operating speed and working paces. It's available both with racks and pinions and with chains.

min. length	1500 mm	max. payload	2500 kg
max. length	2200 mm	max. acceleration	1 m/s ²
min. stroke	1600 mm	max. speed	45 m/min
max. stroke	2300 mm		

PALLETS FOR WAREHOUSES

PAPER REELS AND STEEL COILS

AUTOMOTIVE AND SPECIAL LOADS

CARTON LOADERS AND MINILoads

PUSH/PULL SYSTEMS

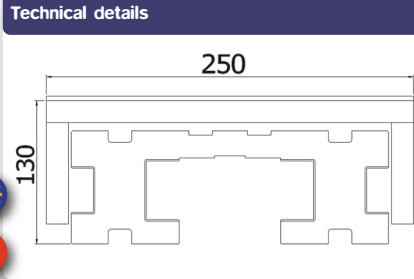

LIFTING UNITS

TRANSFER UNITS



PALLETS FOR
WAREHOUSES

ATHENA 130 W250



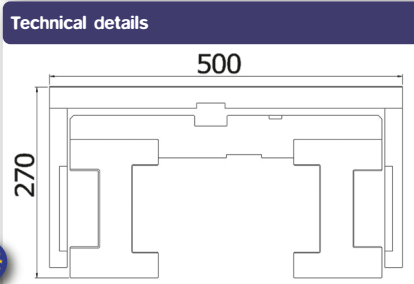

Description

This ATHENA for special applications allows handling heavy loads with long strokes and small bending. Not suitable for high speeds and accelerations, it works at its best where toughness, repeatability and fatigue stress are required. As for the transmission, it's available both with racks and pinions and with chains.

min. length	1100 mm	max. payload	4000 kg
max. length	2500 mm	max. acceleration	1 m/s ²
min. stroke	1200 mm	max. speed	45 m/min
max. stroke	2600 mm		

PAPER REELS
AND STEEL COILS

ATHENA 270



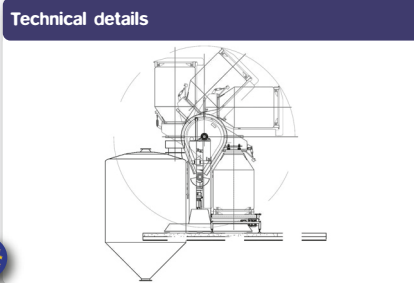

Description

It's a very strong, tough and performing telescopic fork. Thanks to its tough structure, the ATHENA 270 has a very small bending, even when carrying heavy loads. It's particularly suitable for the handling of car bodies and chassis within the automotive sector.

min. length	1300 mm	max. payload	20000 kg
max. length	2900 mm	max. acceler.	0,5 m/s ²
min. stroke	1400 mm	max. speed	20 m/min
max. stroke	3000 mm		

AUTOMOTIVE
AND SPECIAL LOADS

GOLIATH



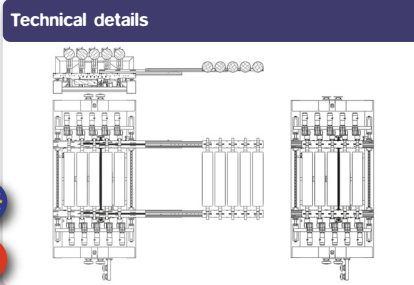

Description

Our GOLIATH, also known by its nickname Tipper, is indeed designed to tip over, by means of its pivoting framework, big hoppers in plants for chemical or food industry, to pour the contents into chemical reactors, autoclaves and such appliances.

minimum hopper height above ground	1000 mm	tipping angle	180°
maximum hopper height above ground	1700 mm	max. payload	1600 kg

CARTON LOADERS
AND MINILOADS

HERMES



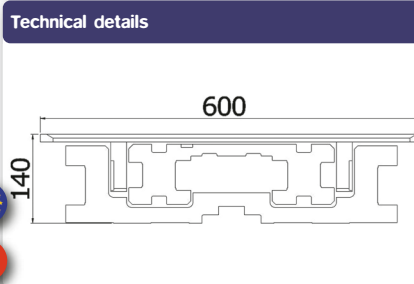

Description

The HERMES, operating jointly with telescopic forks for special loads, allows the operator to cherry-pick the desired items from a multiple storage, with an on-board selection system that lifts the items to keep while the telescopic forks put back down the remaining units. Also available for miniload boxes.

load units q.ty	up to 5	max. u. payload	300 kg
max. vertical stroke	450 mm	max. acceleration	0,5 m/s ²
		max. speed	10 m/min

PUSH/PULL
SYSTEMS

CYCLOPS



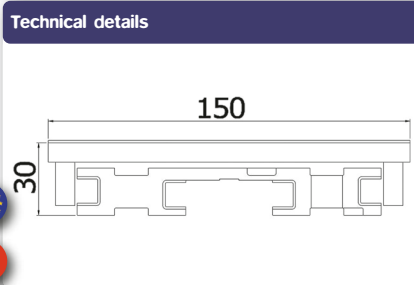

Description

The strong points of this monofork are its high moment of inertia and its relatively small size. With only 140 mm thickness, it can pick up a 2000 kg load in double depth alone, despite the small bending and the high work pace it can reach. It's very useful for all those tasks where there's no room for a typical pair of forks.

min. length	1300 mm	max. payload	2000 kg
max. length	2000 mm	max. acceler.	0,5 m/s ²
min. stroke	2650 mm	max. speed	30 m/min
max. stroke	3900 mm		

LIFTING
UNITS

ARES 30



Description


The ARES 30 fork is designed to handle loads with limited weight, especially where a good size/load ratio is required. Chains and pulleys provide the movement of the top element. This light series of telescopic fork achieves remarkable performances as for top speed and acceleration.

min. length	600 mm	max. payload	15 kg
max. length	900 mm	max. acceleration	1 m/s ²
min. stroke	700 mm	max. speed	45 m/min
max. stroke	1000 mm		

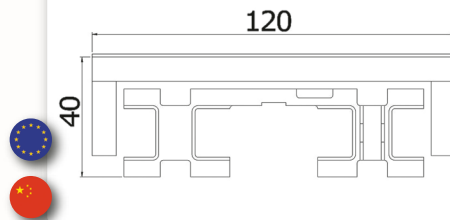
TRANSFER
UNITS



ARES 40 W120



Technical details




Description

The ARES 40 W120 fork is designed to handle loads with limited weight, especially where a good size/load ratio is required. Chains and pulleys provide the movement of the top element. This light series of telescopic fork achieves remarkable performances as for top speed and acceleration.

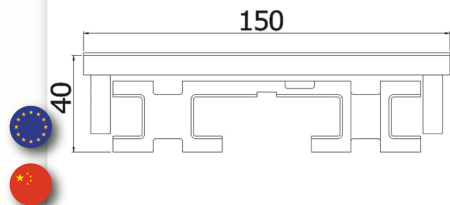
min. length	650 mm	max. payload	80 kg
max. length	1250 mm	max. acceleration	1 m/s ²
min. stroke	750 mm	max. speed	45 m/min
max. stroke	1350 mm		

PALLETS FOR WAREHOUSES

ARES 40 W150



Technical details




Description

The ARES 40 W150 fork is designed to handle loads with limited weight, especially where a good size/load ratio is required. Chains and pulleys provide the movement of the top element. This light series of telescopic fork achieves remarkable performances as for top speed and acceleration.

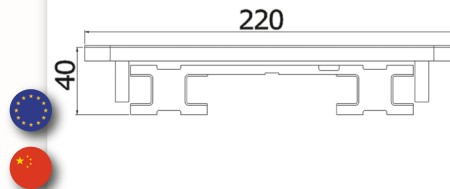
min. length	650 mm	max. payload	100 kg
max. length	1350 mm	max. acceleration	1 m/s ²
min. stroke	750 mm	max. speed	45 m/min
max. stroke	1450 mm		

PAPER REELS AND STEEL COILS

ARES 40 W220



Technical details




Description

It's the most important fork within the ARES miniload series, meant for unusual, bulky and heavy loads. It's driven through a chains/gears compound, to reach remarkable top speeds and accelerations. The wider top plate (with grip pad) allows carrying the load safely and firmly, in high-performances mini-load plants.

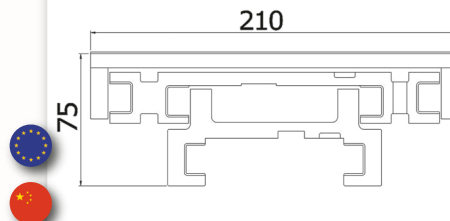
min. length	650 mm	max. payload	120 kg
max. length	1450 mm	max. acceleration	1 m/s ²
min. stroke	750 mm	max. speed	45 m/min
max. stroke	1550 mm		

AUTOMOTIVE AND SPECIAL LOADS

ZEUS 75



Technical details




Description

Being the double-depth version of the ARES 40, the ZEUS 75 is fit for those applications where a small space of the slides is required. The steel/aluminium fixed body reduces the overall weight. The ZEUS 75 is recommended as single fork with a larger plate on top, to handle small carton or plastic boxes.

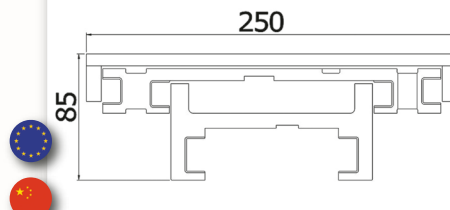
min. length	700 mm	max. payload	100 kg
max. length	1200 mm	max. acceleration	1 m/s ²
min. stroke	1300 mm	max. speed	45 m/min
max. stroke	2400 mm		

CARTON LOADERS AND MINILoadS

ZEUS 85



Technical details



Description

Being the thicker version of the ZEUS 75, the ZEUS 85 is fit for those applications where a small space of the slides is required. The steel/aluminium fixed body reduces the overall weight. The ZEUS 85 is recommended as single fork with a larger plate on top, to handle small carton or plastic boxes.

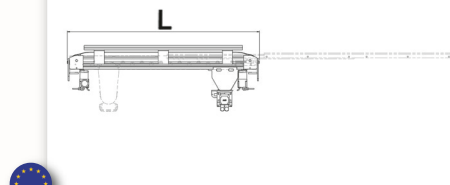
min. length	700 mm	max. payload	120 kg
max. length	1200 mm	max. acceleration	1 m/s ²
min. stroke	1300 mm	max. speed	45 m/min
max. stroke	2400 mm		

PUSH/PULL SYSTEMS

PHOEBUS X1



Technical details



Description

Designed for backing up the telescopic forks, the side belt conveyor allows moving the loads onboard simultaneously. The fork set can pick up the load from the shelf, and then the PHOEBUS can lay it down in the unloading bay with no need of telescopic stroke. The X1 version has 1 pair of side belts (for single depth).

min. length	420 mm	max. payload	50 kg
max. length	1250 mm	max. acceleration	1 m/s ²
		max. speed	45 m/min


LIFTING UNITS

TRANSFER UNITS

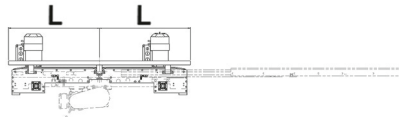


PALLETS FOR
WAREHOUSES

PHOEBUS X2



Technical details



Description


Designed for backing up the telescopic forks, the side belt conveyor allows moving the loads onboard simultaneously. The fork set can pick up the load from the shelf, and then the PHOEBUS can lay it down in the unloading bay with no need of telescopic stroke. The X2 version has 2 pairs of side belts (for double depth).

min. length	420 mm	max. payload	2x50 kg
max. length	1250 mm	max. acceleration	1 m/s ²
		max. speed	45 m/min

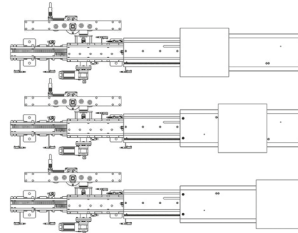


PAPER REELS
AND STEEL COILS

MEDUSA



Technical details



Description


The MEDUSA is essentially a double-depth telescopic fork (usually in a monofork arrangement) equipped with a further moving plate that can shift along the top slide, regardless the position of the fork, allowing to change the position of a load unit that sits on the upper slide according to customer needs, with no need of side belts.

min. length	650 mm	max. payload	100 kg
max. length	1200 mm	max. acceleration	1 m/s ²
min. stroke	1300 mm	max. speed	45 m/min
max. stroke	2400 mm		



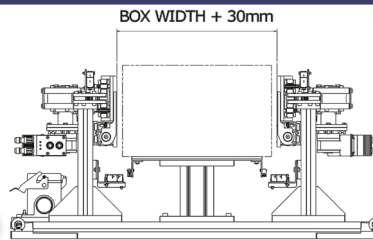
AUTOMOTIVE
AND SPECIAL LOADS

ARACHNE X4



PATENTED

Technical details



Description


The ARACHNE X4 can carry out the handling of 1 50 kg heavy plastic box (or carton) about as big as 600x400 mm in single depth; in the picking phase, two telescopic arms reach the load on the shelf and, by means of small pivoting fingers, drag it onboard the shuttle. Its light structure allows high work speeds.

min. length	700 mm	max. payload	50 kg
max. length	1200 mm	max. acceleration	1 m/s ²
min. stroke	850 mm	max. speed	45 m/min
max. stroke	1300 mm		



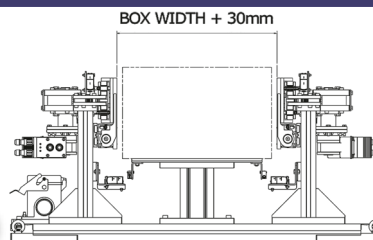
CARTON LOADERS
AND MINILOADS

ARACHNE X6



PATENTED

Technical details



Description

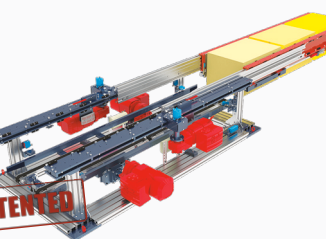
The ARACHNE X6 can carry out the handling of 2 50 kg heavy plastic boxes (or cartons) about as big as 600x400 mm in single depth; in the picking phase, two telescopic arms reach the load on the shelf and, by means of small pivoting fingers, drag it onboard the shuttle. Its light structure allows high work speeds.

min. length	900 mm	max. payload	2x50 kg
max. length	1350 mm	max. acceleration	1 m/s ²
min. stroke	1000 mm	max. speed	45 m/min
max. stroke	1450 mm		



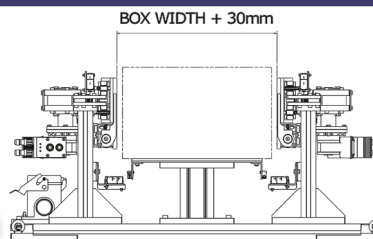
PUSH/PULL
SYSTEMS

ARACHNE X8



PATENTED

Technical details



Description

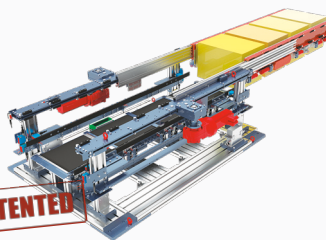
The ARACHNE X8 can simultaneously handle 3 600x400 mm plastic or cardboard boxes, weighing up to 40 kg each in single depth; during the picking phase, two telescopic arms reach the load on the shelf and, by means of small mobile fingers, drag it onto the shuttle.

min. length	1300 mm	max. payload	3x40 kg
max. length	2015 mm	max. acceleration	1 m/s ²
min. stroke	1375 mm	max. speed	45 m/min
max. stroke	2070 mm		



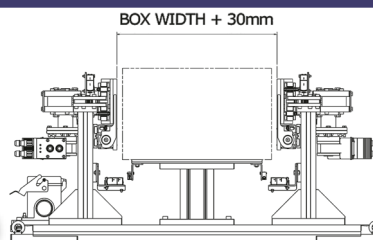
LIFTING
UNITS

ARACHNE X10



PATENTED

Technical details



Description

The ARACHNE X10 can simultaneously handle 4 300x400-mm plastic or cardboard boxes, or 2 600x400-mm boxes, with an overall load of 100 kg; during the picking phase, two telescopic arms reach the load on the shelf and, by means of small mobile fingers, drag it onto the shuttle.


min. length	1550 mm	max. payload	4x25 kg
max. length	2015 mm	max. acceleration	1 m/s ²
min. stroke	1605 mm	max. speed	45 m/min
max. stroke	2070 mm		



TRANSFER
UNITS



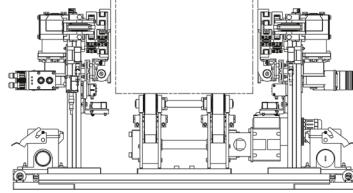
ARACHNE XX4



PATENTED

Technical details

BOX WIDTH + 30mm




Description

The ARACHNE XX4 can carry out the handling of 1 50 kg heavy plastic box (or carton) about as big as 600x400 mm in double depth; in the picking phase, two telescopic arms reach the load on the shelf and, by means of small pivoting fingers, drag it onboard the shuttle. Its light structure allows high work speeds.

min. length	700 mm	max. payload	50 kg
max. length	1300 mm	max. acceleration	1 m/s ²
min. stroke	1400 mm	max. speed	45 m/min
max. stroke	2400 mm		

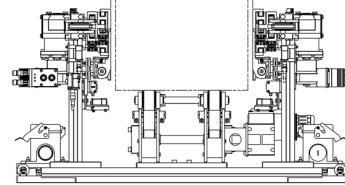
ARACHNE XX6



PATENTED

Technical details

BOX WIDTH + 30mm




Description

The ARACHNE XX6 can carry out the handling of 2 30 kg heavy plastic boxes (or cartons) about as big as 600x400 mm in double depth; in the picking phase, two telescopic arms reach the load on the shelf and, by means of small pivoting fingers, drag it onboard the shuttle. Its light structure allows high work speeds.

min. length	800 mm	max. payload	2x30 kg
max. length	1350 mm	max. acceleration	1 m/s ²
min. stroke	1400 mm	max. speed	45 m/min
max. stroke	2450 mm		

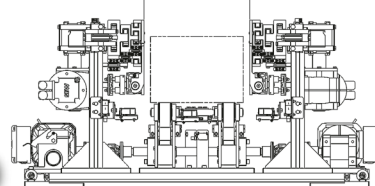
ARACHNE XXX6



PATENTED

Technical details

BOX WIDTH + 30mm




Description

The ARACHNE XXX6 can carry out the handling of 2 30 kg heavy plastic boxes (or cartons) about as big as 600x400 mm in triple depth; in the picking phase, two telescopic arms reach the load on the shelf and, by means of small pivoting fingers, drag it onboard the shuttle. Its light structure allows high work speeds.

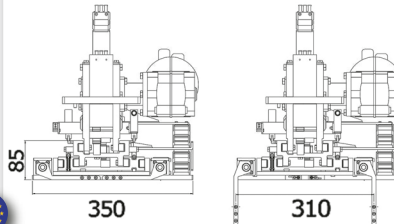
min. length	800 mm	max. payload	2x30 kg
max. length	1350 mm	max. acceleration	1 m/s ²
min. stroke	1700 mm	max. speed	45 m/min
max. stroke	2885 mm		

ARACHNE Z4



PATENTED

Technical details




Description

The ARACHNE Z4 consists of a telescopic monofork operating upside down, whose last element includes small pivoting fingers, designed to drag light loads, such as carton or plastic boxes, on idle roller conveyors or similar surfaces, in a push/pull operation. With its light structure, it can attain remarkable work speeds.

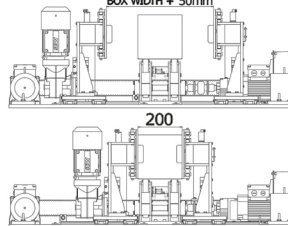
min. length	850 mm	max. payload	50 kg
max. length	1000 mm	max. acceleration	1 m/s ²
min. stroke	1450 mm	max. speed	45 m/min
max. stroke	2000 mm		

KARKINOS X



Technical details

BOX WIDTH + 50mm




Description

The KARKINOS is the best solution for handling plastic boxes or cartons in single depth, with high speed and reliability. It doesn't require much maintenance and it's easy to operate. With no mobile dragging "fingers", it can handle the load in a very simple way through a clamping movement.

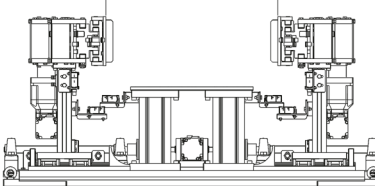
min. length	600 mm	max. payload	100 kg
max. length	1200 mm	max. acceleration	1 m/s ²
min. stroke	700 mm	max. speed	45 m/min
max. stroke	1300 mm		

KARKINOS XX



Technical details

BOX WIDTH + 70 mm



Description

The KARKINOS XX is the double-depth version of the KARKINOS X, to handle up to 4 plastic boxes or cartons per side (2 at once).

min. length	600 mm	max. payload	100 kg
max. length	1200 mm	max. acceleration	1 m/s ²
min. stroke	1100 mm	max. speed	45 m/min
max. stroke	2200 mm		

PALLETS FOR
WAREHOUSES

PAPER REELS
AND STEEL COILS

AUTOMOTIVE
AND SPECIAL LOADS

CARTON LOADERS
AND MINLOADS

PUSH/PULL
SYSTEMS


LIFTING
UNITS

TRANSFER
UNITS

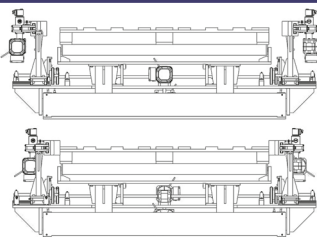


PALLETS FOR
WAREHOUSES

KARKINOS R



Technical details




Description

The KARKINOS R allows handling pallets or trays in single depth along an idle roller conveyor, with high speed and reliability. It's easy to operate and it doesn't require much maintenance. With no mobile dragging "fingers", it can handle the load in a very simple way.

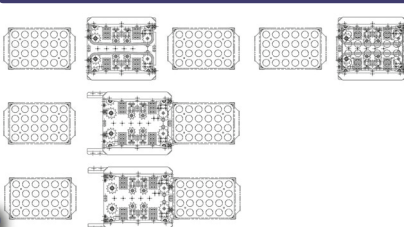
max. length	2500 mm	max. payload in
max. stroke	1450 mm	push/pull mode
		1300 kg
		max. acceleration
		1 m/s ²
		max. speed
		45 m/min

PAPER REELS
AND STEEL COILS

KHARON



Technical details




Description

This equipment carries out its operation by means of two cams ("fingers") moving along one or two chain loops that enable the picking. The KHARON allows picking up and laying down in automated warehouses so-called "trays", through appropriately shaped edges on both sides of these containers.

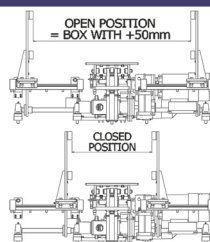
min. length	785 mm	max. payload	100 kg
max. length	1385 mm	max. acceleration	1 m/s ²
min. stroke	865 mm	max. speed	45 m/min
max. stroke	1465 mm		

AUTOMOTIVE
AND SPECIAL LOADS

GRYPHON



Technical details




Description

Operating jointly with telescopic forks for miniload (usually monoforks), the GRYPHON can help to keep load units aligned and stable in the moving phases, especially in case of light but voluminous carton boxes, preventing misalignments on the shelves that could result in collisions.

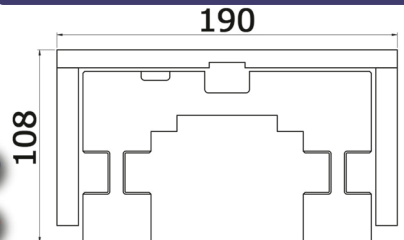
max. length	1000 mm	max. speed	2 m/min
--------------------	---------	-------------------	---------

CARTON LOADERS
AND MINILoadS

PEGASUS



Technical details




Description

When it comes to push/pull the load, PEGASUS is the right solution. It's a single-depth telescopic fork with internal double gear train transmission, to handle up to 4.000 kg in push/pull mode. Just like normal telescopic forks, it can also be used to lift the load, the capacity depending on the thickness.

min. length	1000 mm	max. payload in
max. length	2600 mm	push/pull mode
min. stroke	1100 mm	4000 kg
max. stroke	2700 mm	max. acceleration
		1 m/s ²
		max. speed
		45 m/min

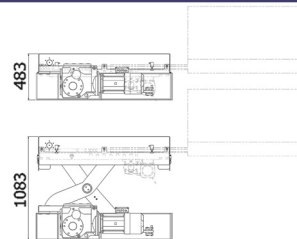
PUSH/PULL
SYSTEMS

TITAN



PATENTED

Technical details




Description

The TITAN is a new concept of electrically operated scissor lift: all of the now-existing machines of this kind need the center of gravity of the load to fall within their footprint. Conversely, this remarkably robust and sturdy equipment has been specifically designed to lift heavy loads in a cantilever mode.

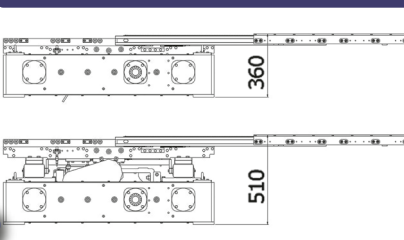
maximum vertical stroke	1000 mm	max. payload	1800 kg
		lifting time	10 s

LIFTING
UNITS

ATLAS X1



Technical details



Description


To ensure efficiency, an accurate, reliable, maintenance-free and powerful system is needed. Hence, our ATLAS X1 is entirely gear-driven - unlike our competitors' ones, relying on chains - with a single-body chassis and a lifting movement carried out through eccentric cams.

minimum vertical stroke	60 mm	max. payload	2000 kg
maximum vertical stroke	120 mm	lifting time	5 s

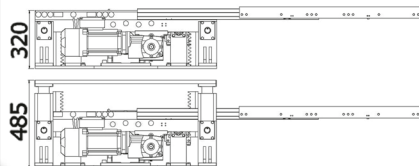
ROTATING
& TRANSFER UNITS



ATLAS X2



Technical details



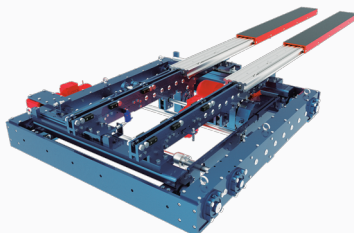
Description

To ensure efficiency, an accurate, reliable, maintenance-free and powerful system is needed. Hence, our ATLAS X2 is entirely gear-driven - unlike our competitors' ones, relying on chains - with a single-body chassis and a lifting movement carried out through gears and racks.

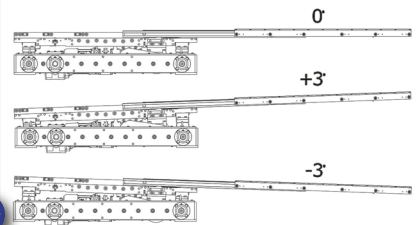
minimum vertical stroke	60 mm	max. payload lifting time	2000 kg 8 s
maximum vertical stroke	180 mm		



ATLAS X3



Technical details




Description

This specific version of the ATLAS Lift allows adding a tilting movement by -3° or +3°, useful in some applications with gravity ramps, such as gravity flow racking.

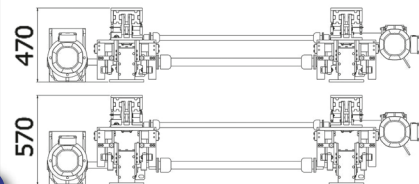
maximum tilting angle	+/- 3°	max. payload lifting time	1200 kg 6 s
-----------------------	--------	---------------------------	----------------



GEMINI X1/X2



Technical details




Description

It's a narrow-body version of our ATLAS Lift, driven through eccentric cams. The GEMINI X1 is meant to provide the lifting movement of monoforks, whereas the X2 version can be integrated to couples of telescopic forks, allowing for a considerably lighter structure compared to the ATLAS series.

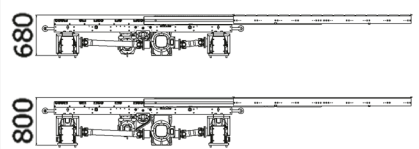
minimum vertical stroke	60 mm	max. payload (X2) lifting time	1200 kg 5 s
maximum vertical stroke	120 mm		



ARCHIMEDES X1/X2



Technical details




Description

ARCHIMEDES X1 and X2 are leverage lift systems which are able to lift significant loads with repeatability and accuracy. Not using chains nor gears for lifting, they are exceptional pieces of equipment as regards the close-to-zero maintenance needed and the very low operating noise level.

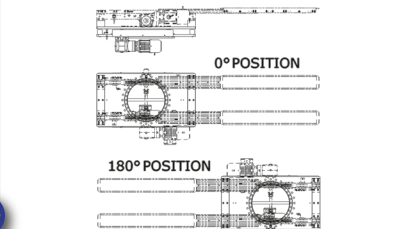
minimum vertical stroke	60 mm	max. payload (X2) lifting time	5000 kg 10 s
maximum vertical stroke	150 mm		



HEMERA



Technical details




Description

The HEMERA is an additional system that can be added to telescopic forks, to allow for a complete rotation on a vertical axis (typically by 180°, but potentially by any angle required by the customer's system arrangement), and whose dimensions depend on the fork model, size, and calculated payload.

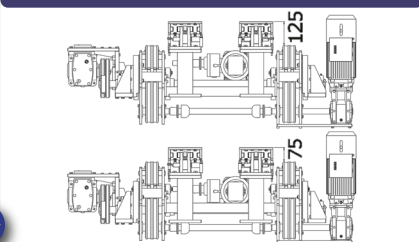
max. payload	1700 kg	180° rotation time	5 s
--------------	---------	--------------------	-----



APOLLO



Technical details



Description

The APOLLO is a compound system (telescopic forks + conveyor), meant to improve the functionality of the handling device. With closed forks, the conveyor lifts, handling the pallet separately. It allows to reduce the cycle times within the automated warehouses, and to improve the positioning of the load on the shelf.

min. length	1000 mm	max. payload	1500 kg
max. length	1700 mm	max. speed	25 m/min
maximum vertical stroke	60 mm		



PALLETS FOR WAREHOUSES

PAPER REELS AND STEEL COILS

AUTOMOTIVE AND SPECIAL LOADS

CARTON LOADERS AND MINILoadS

PUSH/PULL SYSTEMS

LIFTING UNITS

ROTATING & TRANSFER UNITS



CARLSON-DIMOND & WRIGHT, INC.

CDWdrives (LHD-USA) is the North American integrator and official service center for LHD, a global leader in specialized telescopic forks and advanced load-handling systems.

From standard pallet and carton handling to fully customized applications, LHD solutions are engineered for high-performance automation environments where precision and repeatability are critical.

We deliver proven, real-world solutions backed by dedicated North American service and support—helping you confidently launch new automation initiatives, upgrade existing load-handling systems, or implement advanced storage strategies.



**LHD-USA, Canada & Mexico
Carlson - Dimond & Wright, Inc.**

25201 Terra Industrial Drive, Suite B
Chesterfield, MI 48051 USA
www.cdwdrives.com

Mr. Kyle VanOphem
Mobile +1 (586) 320 3087
k.vanophem@lhdforks.com

**LHD S.p.A. - Headquarters
Europe production site**

Via Piosasco-Rivalta 30-32,
10090 Bruino (TO), Italy

Mr. Giuliano Rivoir - CEO
Mobile +39 345 187 9559
Phone/Fax +39 011 908 6270
g.rivoir@lhdforks.com
info@lhdforks.com

LHD Managing Director

Mr. Daniele Ribetto
Mobile +39 346 727 4678
d.ribetto@lhdforks.com

LHD After-Sales and Service

Mobile +39 351 505 4904
service@lhdforks.com



www.lhdforks.com

Follow us on

